













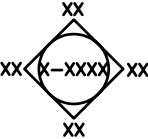

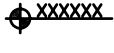



ARCHITECTURAL SYMBOLS

APPENDIX I

FILE NO.	SYMBOL	DESCRIPTION	FILE NO.	SYMBOL	DESCRIPTION
FOR REFERENCE ONLY USE SYMBOLS		METAL STUD WALL IN PLAN OR STEEL IN SECTION.			
		CONCRETE MASONRY UNIT WALL OR BRICK WALL IN PLAN VIEW.			
		WOOD STUD WALL IN PLAN			
		RIGID INSULATION			
		BATT INSULATION			
		GYPSUM WALL BOARD			
		CONCRETE MASONRY UNIT OR BRICK IN SECTION			
		CONCRETE IN SECTION			
		FINISHED CONCRETE OR STUCCO			
		UN-DISTURBED EARTH			
		COMPACTED EARTH			
	A01		DOOR NUMBER TAG		
A02		WINDOW TYPE TAG			
A03		ROOM NUMBER TAG			
A04		ELEVATION ID TAG			
A04A		SHADED VIEW POINTER			
A05		VERTICAL ELEVATION ID FOR EXTERIOR ELEVATIONS, BUILDING SECTIONS AND WALL SECTIONS.			
A06		WALL TYPE ID TAG			