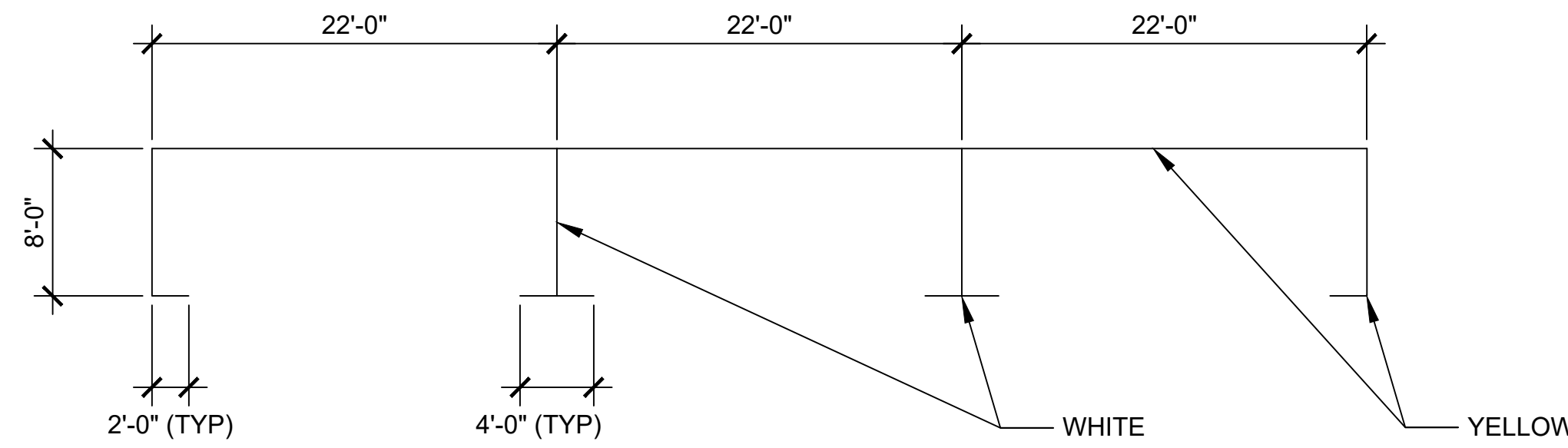
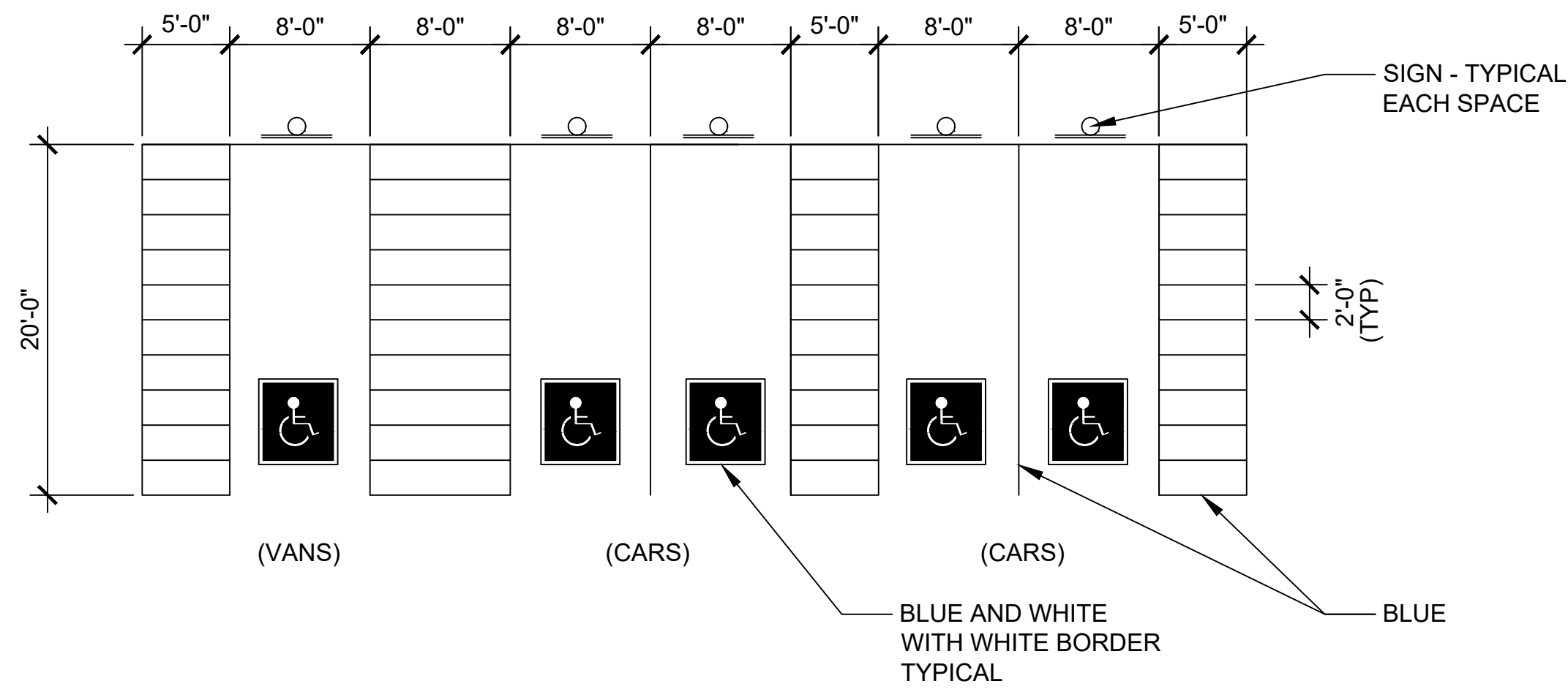
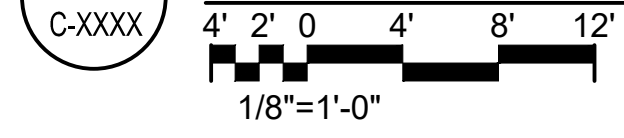


GENERAL NOTES:

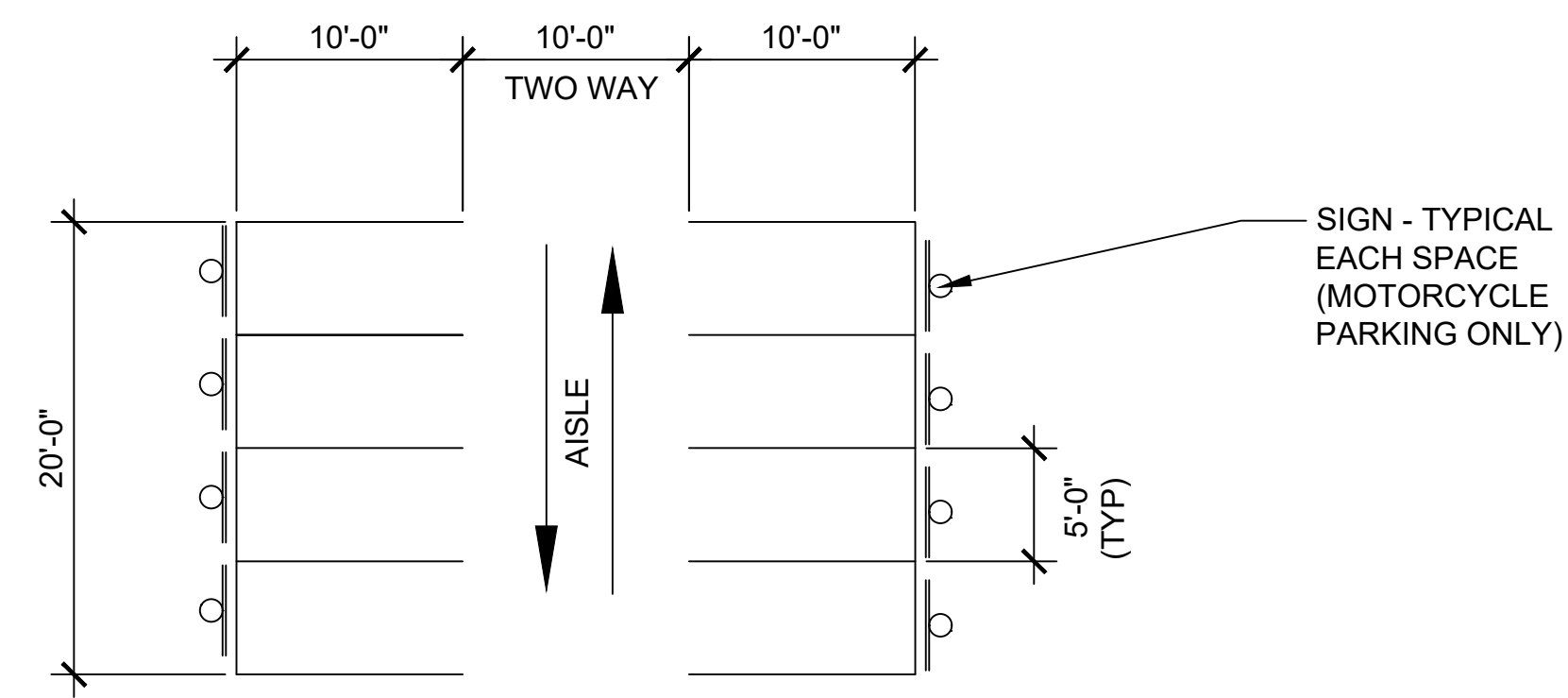
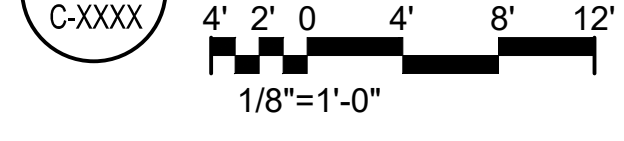
1. IF THIS SHEET IS NOT 24"x36" USE GRAPHIC SCALE ACCORDINGLY.



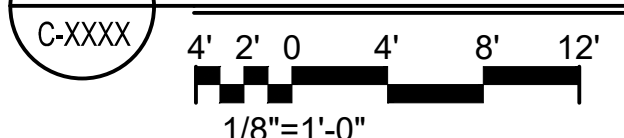
PARALLEL PARKING LAYOUT



ACCESSIBLE PARKING LAYOUT



MOTORCYCLE PARKING LAYOUT



NOTES FOR DESIGNER: (DO NOT INCLUDE ON CONSTRUCTION DRAWINGS)

1. WHEN EDITING DETAIL TO SUIT PROJECT, ADD JOB SPECIFIC REQUIREMENTS AND DELETE ONLY THOSE PORTIONS THAT DO NOT APPLY. TO SEEK A VARIANCE FROM APPLICABLE REQUIREMENTS, CONTACT THE ESM CIVIL POC
2. PARKING BUMPERS AND WHEEL STOPS ARE DISCOURAGED WHERE POSSIBLE DUE TO SNOW REMOVAL
3. INSTALL ALL PAVEMENT MARKINGS, SIGN, AND /OR OTHER TRAFFIC CONTROL DEVICES PER MANUAL ON UNIFORM TRAFFIC CONTROL DEVICES, LATEST EDITION
4. FOR ADDITIONAL REQUIREMENTS REFER TO THE ESM CIVIL CHAPTER

DRAWING DEVELOPED FOR ML-3/ML-4 PROJECTS. FOR ML-1/ML-2, ADDITIONAL REQUIREMENTS AND QA REVIEWS ARE REQUIRED. (REMOVE THIS NOTE WHEN INSERTED INTO A DRAWING PACKAGE)

LBO-DESIGN PACKAGE REVIEWER	N/A		
APPROVED FOR RELEASE	4	ADDED PARALLEL PARKING LAYOUT	12/08/20
SUBMITTED	3	ADMIN CHANGES TO NEW FORMAT CAD STD REV#S. MINOR DESIGN CHANGES	08/04/16
VERIFIED	2	GENERAL REVISION / CORRECTED NOTE	01/28/14
DESIGNED	1	ADDED GEN NOTES 2-4, SIGN TYPICAL EACH SPACE & MOTORCYCLE PARKING	02/12/07
DRAWN	0	INITIAL ISSUE	08/18/04
CLASSIFICATION UNCLASSIFIED	NO	REVISION DESCRIPTION	DATE

ENGINEERING STANDARDS

CIVIL

**PARKING LOTS
PARALLEL, ACCESSIBLE & MOTORCYCLE**

TA-XX BLDG XXXX

SHEET **2**

2 OF **2**

PROJECT ID: **CHAPTER 3** DRAWING NO: **ST-G2020-1.2-R4** REV: **4**

CONCEPTUAL
NOT FOR CONSTRUCTION

D
C
B
A