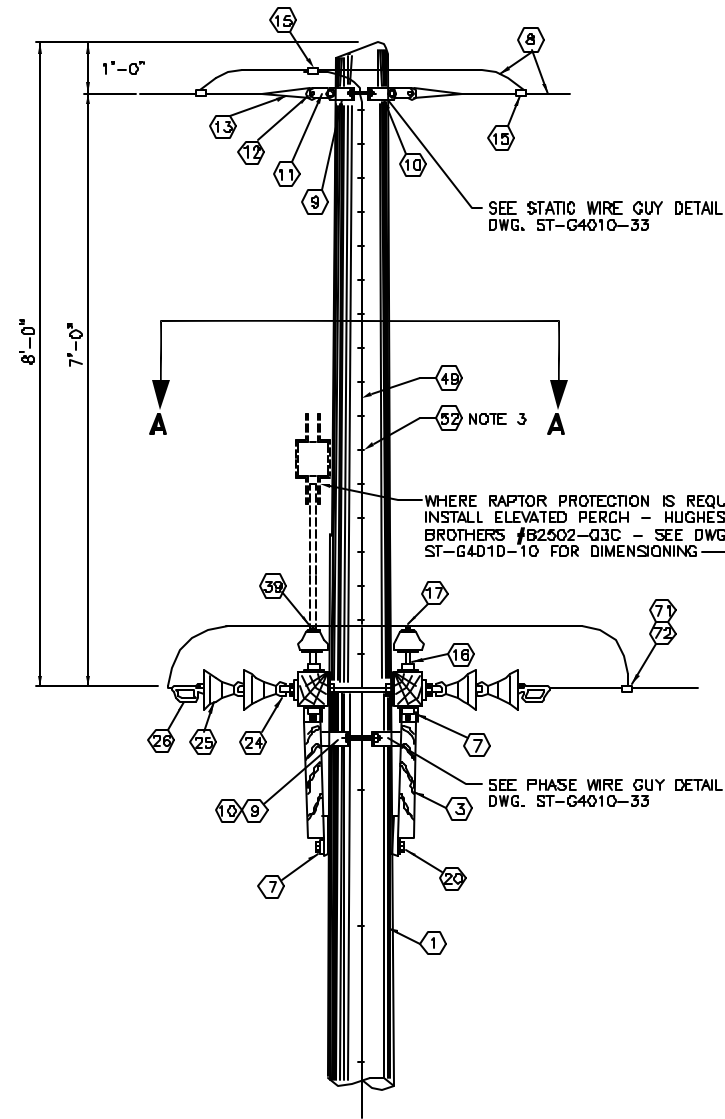
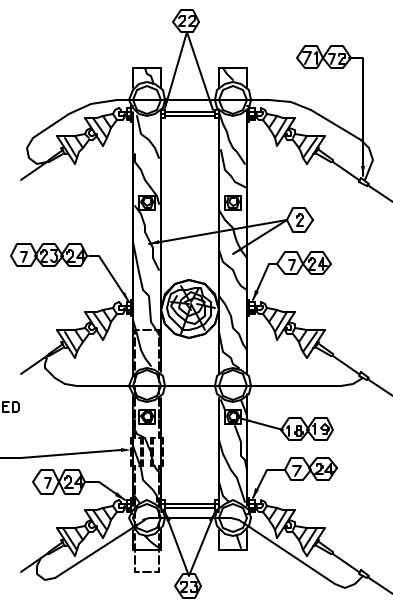


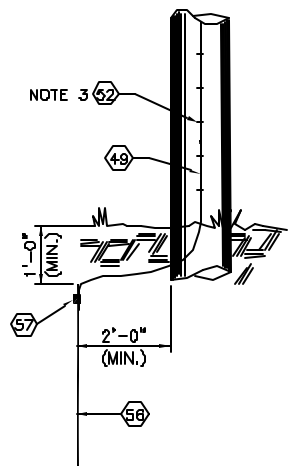
C:\LANL\Engineering\Standards\Eng. Manual [LEU]\2. Approved\ST-G4010-12E1.dwg, 11/04/02, 10:37 083608



16°-29° ANGLE STRUCTURE DETAIL
SCALE: NONE



SECTION A-A



GROUNDING DETAIL
SCALE: NONE

- GENERAL NOTES:**
- CONSTRUCTION FOR WIRE SIZES #4 SOLID COPPER TO #3/0 ACSR (6/1).
 - GROUND OVERHEAD STATIC AT EVERY POLE (SEE GROUNDING DETAIL). WHERE RAPTOR PROTECTION IS REQUIRED, GROUNDING DOWN CONDUCTOR SHALL BE INSULATED TO 3'-0" BELOW CROSS ARM BRACE.
 - STAPLES ON GROUND WIRE SHALL BE 2'-0" APART EXCEPT FOR A DISTANCE OF 8'-0" ABOVE GROUND AND 8'-0" FROM TOP OF POLE WHERE THEY SHALL BE 6" APART.
 - FOR BILL OF MATERIALS, SEE DWG. ST-G4010-12, SHT. 2 OF 2.
 - EQUIPMENT ITEM NUMBERS ((1)) REFER TO EQUIPMENT NUMBERS IN LANL SUPPORT SERVICES CONTRACTOR'S MASTER BILL OF MATERIALS. ONLY THOSE NUMBERS USED ON THIS DRAWING ARE SHOWN.

NOTES FOR DESIGNER:
(DO NOT INCLUDE ON CONSTRUCTION DRAWING)

- COMPLY WITH CURRENT EDITION OF LANL DRAFTING MANUAL FOR CALL-OUTS PROTOCOL AND LOCATION OF SCHEDULES/MATERIAL.
- ASSIGN AN APPROPRIATE DRAWING NUMBER PER CURRENT EDITION OF LANL DRAFTING MANUAL PROTOCOL FOR DETAILS.

DRAWING DEVELOPED FOR ML-3/ML-4 PROJECTS. FOR ML-1/ML-2, ADDITIONAL REQUIREMENTS AND QA REVIEWS ARE REQUIRED. (REMOVE THIS NOTE WHEN INSERTED INTO A DRAWING PACKAGE).

NO	DATE	CLASS REV	DESCRIPTION	OWN	VER	CHKD	SUB	APP
FACILITY & WASTE OPERATIONS SYSTEMS ENGINEERING & MAINTENANCE								
LANL ENGINEERING MANUAL SITE ELECTRICAL DISTRIBUTION STDS.							DRAWN	M. BAKER
DISTRIBUTION 16°-29° ANGLE STRUCTURE DETAIL							DESIGN	D. BRYANT
BLDG. X							CHECKED	J. LANDMAN
SUBMITTED							DATE	8/30/02
DISCIPLINE POCI DAVID POWELL			APPROVED FOR RELEASE STANDARDS MANAGER TOMMY GRUCH			TA-X		
							SHEET 1 of 2	
CLASSIFICATION U			REVIEWER MICHAEL LADACH			DATE 8/30/02		
PROJECT ID CHAPTER 7			DRAWING NO ST-G4010-12			REV 0		