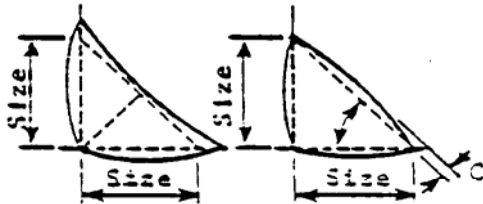
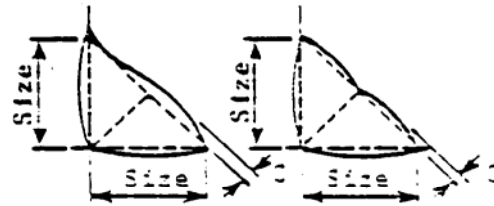


WELD PROFILES AND SIZES

Desirable Fillet Weld Profiles

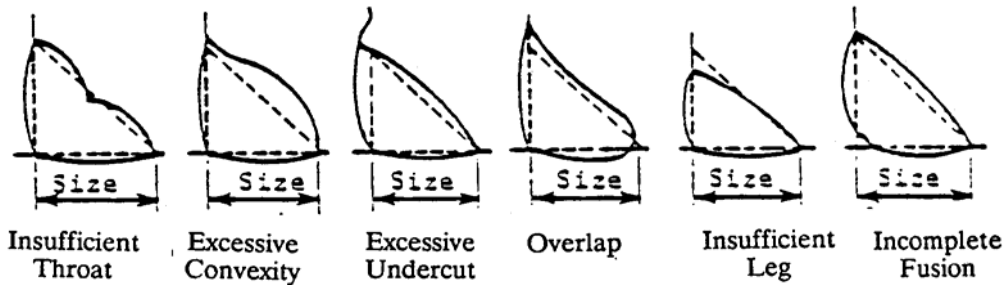


Acceptable Fillet Weld Profiles

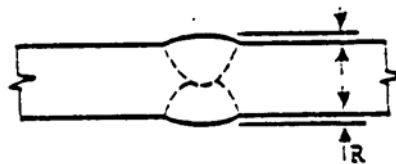


Convexity (C) shall not exceed 0.1 actual size - 0.03 inches.

Unacceptable Fillet Weld Profiles



Acceptable Butt Weld Profile



Reinforcement R shall not exceed 1/8 in.

Unacceptable Butt Weld Profiles

